

# FUSO

# CANTER

## CANTER 918

4X2 / WIDE CAB / MANUAL OR DUONIC DCT



**OUR SAFEST CANTER EVER WITH AEBS, LDWS AND ESP STANDARD.**  
**CLASS LEADING 30,000KM SERVICE INTERVALS.**  
**LONGEST CANTER AVAILABLE. TAKES UP TO A 10 PALLET BODY.**

**GVM**

**8,550<sub>KG</sub>**

**GCM**

**11,700<sub>KG</sub>**

**Power/Torque**

**129<sub>kW</sub> / 430<sub>Nm</sub>**

- Medium rigid licence required. Can be derated and driven on a light rigid or car licence.
- Actual product may vary from image shown.

# CANTER SPECIFICATIONS

## MODEL

A	4X2 918 WIDE CAB LWB 6 SP. DUONIC AMT (FECX1GR3SFBH)
B	4X2 918 WIDE CAB XLWB 6 SP. DUONIC AMT (FECX1HR3SFBH)
C	4X2 918 WIDE CAB XXLWB 6 SP. DUONIC AMT (FECX1KR3SFBH)
D	4X2 918 WIDE CAB LWB 5 SP. MAN (FECX1GR4SFBH)
E	4X2 918 WIDE CAB XLWB 5 SP. MAN (FECX1HR4SFBH)
F	4X2 918 WIDE CAB XXLWB 5 SP. MAN (FECX1KR4SFBH)

## WHEEL BASE

3850mm
4300mm
4750mm
3850mm
4300mm
4750mm

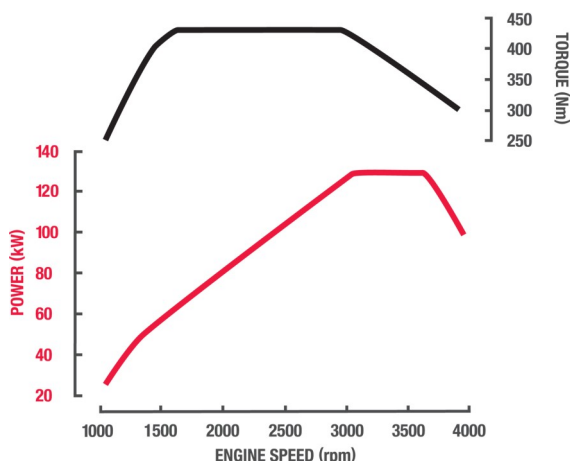
## GVM (optional)

8,550kg (8,000kg/4,495kg)
8,550kg (8,000kg/4,495kg)
8,550kg (8,000kg/4,495kg)
8,550kg (8,000kg/4,495kg)
8,550kg (8,000kg/4,495kg)
8,550kg (8,000kg/4,495kg)

## GCM (optional)

11,700kg (11,500kg/7,995kg)
11,700kg (11,500kg/7,995kg)
11,700kg (11,500kg/7,995kg)
11,700kg (11,500kg/7,995kg)
11,700kg (11,500kg/7,995kg)
11,700kg (11,500kg/7,995kg)

Engine	
Engine Version	FUSO 4P10-T6 Diesel
Configuration	4 Cyl. In-line DOHC, 4-Valve
Injection System	Bosch Common Rail Direct Injection Bosch Piezo Technology Injectors
Type	Variable Geometry Turbo Charged Air to Air Intercooled
Displacement	3 litre (2998cc)
Bore	95.8mm
Stroke	104mm
Power (DIN)	129kW @ 2860~3500 rpm
Torque (DIN)	430Nm @ 1600~2860 rpm
Maximum Engine Speed	4100 rpm
Compression Ratio	17.5:1
Cooling System / Oil Cooler	Water cooled, 14.1L capacity/ Plate type engine oil cooler
Air Cleaner	Paper Element Type with Restrictor Indicator. Vertical Intake Mounted on Clean Air Side (RH)
Emission Control	Diesel Particulate Filter (DPF) Exhaust Dash Display DPF Status 0~9 (Empty~Full) Parked Regeneration possible from 7~9 Selective Catalytic Reduction (SCR) after-treatment system (BlueTec)
Emission Level	ADR 80/03 - Euro 5



Fuel	
Tank Type	Rectangular Steel Tank with Locking Cap
Fuel Capacity *	100 Litres
Filtration	Filter with Water Separator and Indicator Sensor
AdBlue Exhaust Fluid Capacity	12 Litres
Notes	*Max Fill to approx 95% of capacity

Cooling	
Fan Drive	Thermo modulated continuous control (Viscous)
Radiator	Corrugated Fin with Expansion Tank

Electrical	
Voltage	12V Negative Earth
Battery Capacity	2x12V, 70Ah/5hr
Battery Specification	115D31L x2
Headlamp Type	LED
Body Builder Harness	Yes

Clutch		
Clutch Model	<b>A B C</b> Fully Automated Dual Clutch (no clutch pedal)	<b>D E F</b> FUSO C4W30
Type	<b>A B C</b> Dual Clutch (Wet Multi-plate)	<b>D E F</b> Single Dry Plate, Direct Hydraulic Type

Transmission		
Version	<b>A B C</b> FUSO DUONIC M038S6	<b>D E F</b> FUSO M038S5
Type/Speeds	<b>A B C</b> 6 Speed Dual Clutch with Auto and Manual Modes	<b>D E F</b> 5 Speed with In-Dash Gearshift Lever
Features	<b>A B C</b> Virtually Instant Gear Changes In-Dash Gear Lever with Park Brake Position ECO Mode to Minimise Fuel Usage	<b>D E F</b> Synchronesh 1st-5th
Ratios	<b>A B C</b> 1st: 5.397 2nd: 3.788 3rd: 2.310 4th: 1.474 5th: 1.000 6th: 0.701 Rev. 5.397	<b>D E F</b> 1st: 5.494 2nd: 3.193 3rd: 1.689 4th: 1.000 5th: 0.723 Rev. 4.494
PTO Opening	LH Side	

Front Axle	
Axle Version	FUSO F350T
Type	Reverse Elliot 'I' Beam
Capacity *	3100kg
Notes	*See MAX LOADING for vehicle capacity.

Front Suspension	
Type	Parabolic with Stabiliser Bar and Double Acting Shock Absorbers
Size	1150x70mm Leaves

Rear Axle		
Type	Full Floating Banjo Type	
Axle Version	FUSO R035T	
Capacity*	6000kg	
Ratio	<b>A B C</b> 6.166:1	<b>D E F</b> 5.285:1
Notes	*See MAX LOADING for vehicle capacity.	

Rear Suspension	
Type	Steel Suspension
Details	Semi-Elliptic Leaf with Stabiliser Bar and Double Acting Shock Absorbers
Size Main Leaves	1250x70mm
Size Helper Leaves	880x70mm

Max Loading	
Front	3100kg
Rear	6000kg
Total	8550kg

# CANTER SPECIFICATIONS

MODEL	WHEEL BASE	GVM (optional)	GCM (optional)
A 4X2 918 WIDE CAB LWB 6 SP. DUONIC AMT (FECX1GR3SFBH)	3850mm	8,550kg (8,000kg/4,495kg)	11,700kg (11,500kg/7,995kg)
B 4X2 918 WIDE CAB XLWB 6 SP. DUONIC AMT (FECX1HR3SFBH)	4300mm	8,550kg (8,000kg/4,495kg)	11,700kg (11,500kg/7,995kg)
C 4X2 918 WIDE CAB XXLWB 6 SP. DUONIC AMT (FECX1KR3SFBH)	4750mm	8,550kg (8,000kg/4,495kg)	11,700kg (11,500kg/7,995kg)
D 4X2 918 WIDE CAB LWB 5 SP. MAN (FECX1GR4SFBH)	3850mm	8,550kg (8,000kg/4,495kg)	11,700kg (11,500kg/7,995kg)
E 4X2 918 WIDE CAB XLWB 5 SP. MAN (FECX1HR4SFBH)	4300mm	8,550kg (8,000kg/4,495kg)	11,700kg (11,500kg/7,995kg)
F 4X2 918 WIDE CAB XXLWB 5 SP. MAN (FECX1KR4SFBH)	4750mm	8,550kg (8,000kg/4,495kg)	11,700kg (11,500kg/7,995kg)

## Options

Options	H31: 4495/7995kg GVM/GCM Rating H38: 8000/11500kg GVM/GCM Rating
---------	---

## Steering

Type	Integral Ball and Nut Type
Steering Column	Tilt/Telescopic Adjustable
Power Assist	Standard

## Brakes

Type	Hydraulic Dual Circuit with Front and Rear Discs Twin Calliper Front and Rear
Size Front	252x40mm
Size Rear	252x40mm
Features	ABS plus EBD (Electronic Brake Distribution) Active Emergency Braking System (AEBS) Electronic Stability Program (ESP) Exhaust Brake Electronic Brake Wear Sensors
Park Brake	Transmission Mounted

## Wheels & Tyres

Wheel Type	7 x Single Piece Disc Rims (Including Spare)
Wheel Size	17.5x6.0-127
Wheel Stud Pattern	6 Stud 222.25 PCD
Tyre Size All	215/75R17.5 124/123
Spare Tyre Carrier	Provided

## Chassis

Type	Reinforced Tapered Channel
Size	212x65x6mm
Width	850mm
Tensile Strength	540 MPa

## Instruments

Gauges	Speedometer with Odometer Tachometer Fuel Level Water Temperature AdBlue Level
Colour Information Display	Fuel Consumption DPF Bar Chart from 1~9 Water Temperature Lane Departure Warning Maintenance Reminder System Tripmeters

## Multi-Media Package

Satellite Navigation	GPS navigation specifically designed for commercial vehicle applications, with 3 years of Map updates included.
Colour Display	8" LCD with capacitive touch screen control
Phone Connectivity	Wireless Apple Carplay & Android Auto Compatible
Audio Visual Entertainment	Bluetooth® music streaming compatible Digital radio DAB+ (also AM/FM for areas not covered by DAB+) & USB
Camera Compatibility	1 Reverse Camera fitted as standard Display can accept up to 5 additional cameras#
Notes	# Cameras available through spare parts

## Standard Features

Airbag(s)	Dual Air Bags and Seat Belt Pre-Tensioners (Driver & Far Side Passenger)
Active Safety Features	ABS plus Electronic Brake force Distribution (EBD) Advanced Emergency Braking (AEBS) Anti-Slip Regulator (ASR) Electronic Stability Program (ESP) Lane Departure Warning System (LDWS)
Cruise Control	A B C D E F Yes No
Hill Start System	Yes
Cab Cooling & Heating	Air Conditioner / Heater / Demister
Accessory Power	12V Accessory Power Outlet / Cigar Lighter
Driving	Fuso Multimedia Unit Keyless Central Locking Electric Windows Cup Holders 2 3 seats
Storage	Dual Overhead Storage Pockets In-Dash Centre Document Storage Door Storage Pockets Dash Storage Tray (1 DIN) Coat Hooks
Cab: External	Front End-Outline Marker Lamps Door Side Impact Beams
Chassis	Reverse Warning Buzzer Factory Reverse Camera with Infrared Display and Audible Pickup (Supply only in Cabin with Cab Chassis)

## Cab Features

Type	All Steel Forward Control Manual Tilt
Cab Structure	ECE-R29 European Cab Strength Approved
Mounting	Hydroelastic 4 Point
Additional Engine Access	A B C D E F Removable Engine Access Panel N/A
Colour	Natural White
Windscreen Wipers	2 Speed + Intermittent Cycle with Integrated Washer Nozzles
Rear Vision Mirrors	1 x Internal 2 x External Convex (ECE 46) - Heated
Seating Capacity	3
Seat Belts	Lap Sash Belts for Outside Seating Positions Lap Belt for Centre Seat Driver Seat Belt Warning
Seats (passenger)	Flat Folding, 2 Passenger Bench

## Service Intervals

Interval*	30,000km or 12 Months (whichever occurs first)
-----------	--

## Warranty\*

Basic/Powertrain	5 Years or 200,000kms (whichever occurs first)
Cab Perforation/Anti Corrosion	5 Years
Notes	* Please refer to Fuso Owners Warranty Booklet for additional terms and conditions.

## Performance

Turning Circle (kerb to kerb - metres)	A D 13.6	B E 15.0	C F 16.6
Road Speed (km/h) at Max Engine Speed	A B C 124	D E F 133	
Engine Speed (rpm) at 100km/hr (top gear)	A B C 3040	D E F 2687	
Gradeability at Rated GVM (theoretical)*	A B C 32.5%	D E F 27.9%	
Notes	*This is theoretical performance only. Actual performance may vary under different conditions		



# CANTER SPECIFICATIONS

## MODEL

A	4X2 918 WIDE CAB LWB 6 SP. DUONIC AMT (FECX1GR3SFBH)
B	4X2 918 WIDE CAB XLWB 6 SP. DUONIC AMT (FECX1HR3SFBH)
C	4X2 918 WIDE CAB XXLWB 6 SP. DUONIC AMT (FECX1KR3SFBH)
D	4X2 918 WIDE CAB LWB 5 SP. MAN (FECX1GR4SFBH)
E	4X2 918 WIDE CAB XLWB 5 SP. MAN (FECX1HR4SFBH)
F	4X2 918 WIDE CAB XXLWB 5 SP. MAN (FECX1KR4SFBH)

## WHEEL BASE

3850mm
4300mm
4750mm
3850mm
4300mm
4750mm

## GVM (optional)

8,550kg (8,000kg/4,495kg)
8,550kg (8,000kg/4,495kg)
8,550kg (8,000kg/4,495kg)
8,550kg (8,000kg/4,495kg)
8,550kg (8,000kg/4,495kg)
8,550kg (8,000kg/4,495kg)

## GCM (optional)

11,700kg (11,500kg/7,995kg)
11,700kg (11,500kg/7,995kg)
11,700kg (11,500kg/7,995kg)
11,700kg (11,500kg/7,995kg)
11,700kg (11,500kg/7,995kg)
11,700kg (11,500kg/7,995kg)

## Mass estimated\*

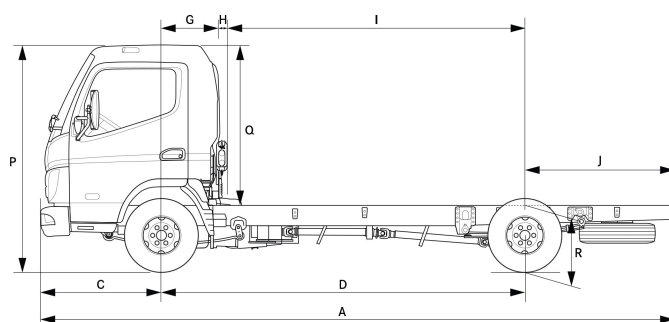
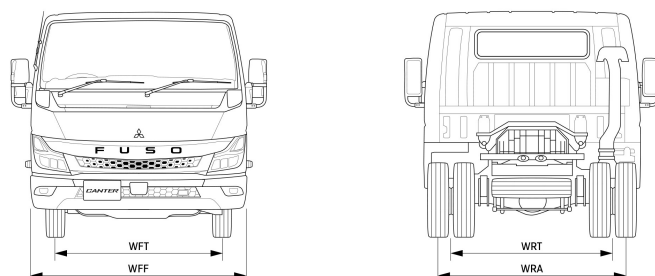
Front*	A D	B E	C F
	1570kg	1605kg	1620kg
Rear*	A D	B C E F	
	885kg	890kg	
Total*	A D	B E	C F
	2455kg	2495kg	2510kg
Notes	* Mass (est.) includes oil and water but excludes spare wheel, tools & fuel. Weights provided are subject to 3.5% variation (+/-)		

## Dimensions mm

WFF (Width Front Fender) (mm)	1995					
WRA (Width Rear Axle) (mm)	2144					
WFT (Width Front Track) (mm)	1675					
WRT (Width Rear Track) (mm)	1670					
Width Frame (mm)	850					
A - Length Overall (mm)	A D		B E		C F	
	6685		7185		7735	
C - Front Overhang (mm)	1140					
D - Wheelbase (mm)	A D		B E		C F	
	3850		4300		4750	
G - Front Axle to Rear of Cab (mm)	525					
H - Rear of Cab to Rearmost Item Behind Cab (mm)	A B C			D E F		
	50			81		
I - Rearmost Item Behind Cab to Rear Axle (mm)	A	B	C	D	E	F
	3275	3725	4175	3244	3694	4144
J - Frame, Rear Axle to End (mm)	A D		B E		C F	
	1695		1745		1845	
P - Height Cab to Ground (mm)	A B D E			C F		
	2185			2180		
Q - Height Cab to Frame (mm)	1505					
R - Height Rear Frame to Ground (mm)	805					

## Body Builder's Notes

Notes	Chassis reinforcement must be utilised for Tipper/ Demountable type body configurations. To conform with ADR 13/00 and 14/02 (lighting/mirror requirements) the following must be adhered to at body installation. - If overall width exceeds 2.1 metres and other than flat type or tipper body is fitted, rear end-outline markers must be installed. - If overall length exceeds 6.0 metres, side reflectors must be installed. - If overall length exceeds 7.5 metres and width exceeds 2.1 metres, side marker lamps must be installed. - If overall width is less than 2.2 metres, the mirrors must be modified to project not more than 230mm. To conform with ADR 42/04 (General Safety), rear wheel guards must be fitted to the vehicle.
-------	--



Call 1800 033 557

or visit [fuso.com.au](http://fuso.com.au)

Unless specified in writing herein the accessories, applications, bodies or equipment depicted in this are for illustration purposes only and may not be available from Daimler Truck Australia Pacific Pty Ltd. ABN 86 618 413 282 DTAuP. No representation or warranty whatsoever is given in relation to any accessories, applications, bodies or equipment or suitability of same that are shown herein that may be manufactured, supplied or fitted by a party other than DTAuP. DTAuP reserves the right without notice or obligation to discontinue or make changes to the colour, designs, materials and specifications of the products and options referred to herein at any time. For the most current information and in order to ascertain which accessories, applications, bodies and equipment are available from DTAuP please contact your authorised FUSO dealer. Fuso is a registered trademark of Daimler Truck Australia Pacific Pty Ltd. Copyright DTAuP. Reproduction in whole or part prohibited without written approval. Valid from 20-Mar-24.